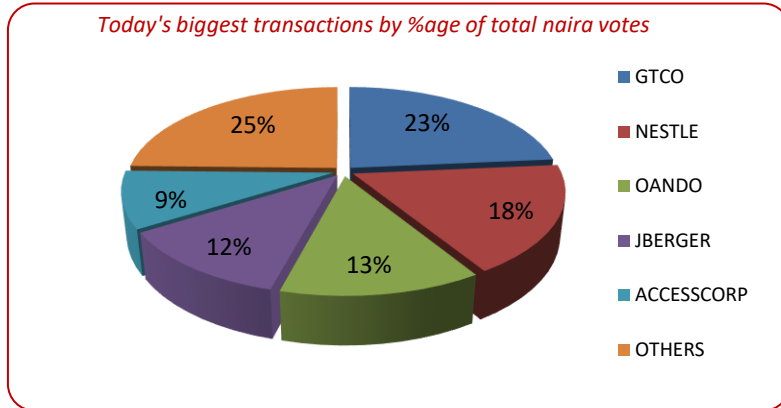
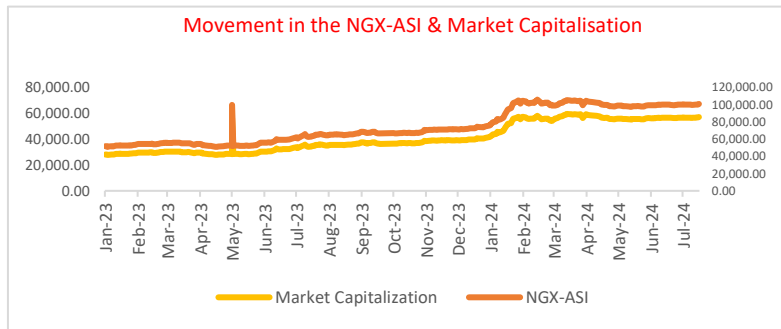




## Sustained Bear Trend Sinks ASI by 0.50%, Wipes N279bn from Investors' Portfolios; NIBOR Trends Higher on Rising Liquidity Crunch....

Tuesday's trading session witnessed a downturn in the domestic equities market, with the All-Share Index declining by 0.50% to close at 97,390.01 points. This bearish trend led to significant sell-offs, causing investors to incur losses totalling N279 billion. Correspondingly, the market capitalization of listed equities contracted by 0.50%, settling at N55.29 trillion. Sectoral performance was largely negative, with the Banking, Insurance, Oil/Gas, and Industrial Goods indices falling by 1.92%, 1.47%, 0.13%, and 1.22%, respectively, while the Consumer Goods index advanced by 0.82%. Reflecting this negative sentiment, stocks such as OANDO (-9.97%), LIVESTOCK (-8.10%), CORNERST (-7.66%), LIMKASSURE (-7.61%), and SOVRENINS (-7.41%) saw significant declines. On the other hand, MECURE (+9.98%), NEIMETH (+9.90%), CHAMPION (+9.75%), UPL (+9.63%), and RTBRISCOE (+9.35%) emerged as the top gainers of the day. Trading activity on the NGX was robust, with total deals, traded volume, and value increasing by 5.56%, 20.26%, and 18.23%, to 11,237 deals, 599.25 million units, and N13.92 billion, respectively. GTCO stood out as the most traded stock in volume and value, with 71.99 million units valued at N3.28 billion exchanged across 445 deals.



MARKET STATISTICS	CLOSE	PREVIOUS	TODAY'S%	YTD %
All Share Index (ASI)	97,390.01	97,881.75	(0.50)	30.246
Deals	11,237	10,645	5.56	
Volume (millions)	599.25	498.27	20.26	
Value (₦ Millions)	13,916.17	11,770.86	18.23	
Market Cap (₦ billions)	55,295.92	55,575.00	(0.50)	35.140

SECTORED INDICES	CLOSE	PREVIOUS	TODAY'S % Δ
NGX BANKING	838.15	854.57	-1.92
NGX INSURANCE	392.58	398.45	-1.47
NGX CONSUMER GOODS	1,566.42	1,553.63	0.82
NGX OIL/GAS	1,623.78	1,625.85	-0.13
NGX IND	4,053.05	4,102.99	-1.22

Source: NGX, Cowry Research

TENOR	NIBOR as @ 13/08/2024	NIBOR as @ 12/08/2024	PPT
Overnight	36.8900	36.8600	0.03
1 Month	29.1300	28.8600	0.27
3 Months	29.8800	29.2100	0.67
6 Months	30.5000	30.1400	0.36

Source: FMDQ

TENOR	NITTY as @ 13/08/2024	NITTY as @ 12/08/2024	PPT
1Month	20.3600	20.2800	0.08
3 Months	21.2400	21.2600	-0.02
6 Months	25.8900	26.2100	-0.32
12 Months	26.4900	26.3100	0.18

Source: FMDQ

Bond Name	Maturity (Years)	Bid Price	Daily Δ	Offeryield	Yield YTD PPT Δ
16.29% FGN MAR 2027	10	92.71	0.00	19.99%	0.070
12.50% FGN MAR 2035	15	71.65	0.00	18.73%	0.038
16.25% FGN APR 2037	20	88.38	0.00	18.65%	0.033
12.98% FGN MAR 2050	30	69.97	0.30	18.62%	0.025

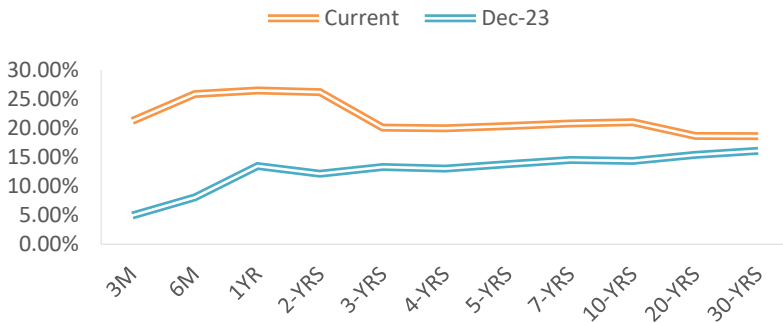
Source: FMDQ

EurobondName	Maturity (Years)	Bid Price	Daily Δ	Offer Yield	Yield YTD PPT Δ
6.50 NOV 28, 2027	10	90.72	-0.14	9.86%	0.006
7.69% FEB 23, 2038	20	76.09	-0.27	11.16%	0.010
7.62% NOV 28, 2047	30	71.16	-0.27	11.11%	0.012

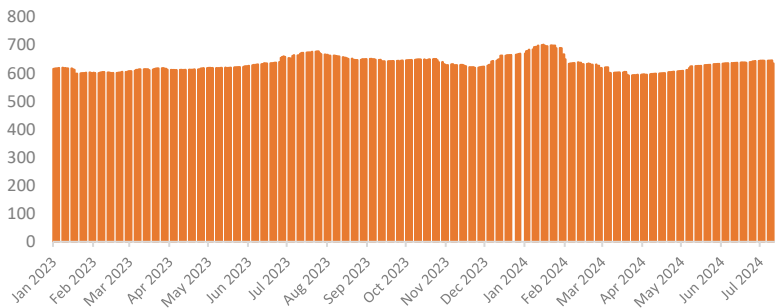
Source: FMDQ



## NAIRA YIELD CURVE



## S&P/FMDQ Nigeria Sovereign Bond Index (NGN)



Source: S&P Dow Jones Bond Indices, Cowry Research

## Money Market

In the money market, NIBOR rates continued to climb on Tuesday amid ongoing liquidity constraints, leading banks to impose higher rates. Consequently, the Open Repo Rate (OPR) and the Overnight Rate (O/N) rose by 47bps and 22bps, reaching 36.61% and 36.97%, respectively.

In the Nigerian Interbank Treasury Bills market, NITTY rates showed mixed results, with increases of 8bps and 18bps for the 1-month and 12-month tenors, while the 3-month and 6-month tenors saw declines of 2bps and 32bps, respectively. Meanwhile, the secondary market for Nigerian Treasury Bills exhibited a bullish trend, with the average yield decreasing by 0.02% to 23.39%.

## Bond Market

Trading in the FGN bond market was positive, with yield reductions of 48bps, 39bps, and 24bps in the MAY-33, FEB-34, and JUN-33 instruments, respectively. This resulted in a 0.03% decline in the average secondary market yield to 19.97%.

Nigeria's sovereign Eurobonds market experienced bearish sentiment across the short, mid, and long segments of the yield curve, pushing the average yield up by 0.05% to 10.50%.

## Foreign Exchange Market

In the official NAFEM market, the naira weakened against the US dollar, depreciating by 0.71% to ₦1,582.09 per dollar. In the parallel market, the naira closed at an average of ₦1,585 per dollar.

## Global Commodity Market

At 3:30 p.m. GMT+1 on Tuesday, Brent crude dipped by 1.50% to \$81.06 per barrel, and West Texas Intermediate (WTI) crude declined by 1.63% to \$78.76 per barrel. This decline marked the end of WTI's five-day winning streak, as traders weighed the potential for an oversupply with the ongoing tensions in the Middle East. Additionally, the International Energy Agency's recent report suggested that inventory declines would ease in the final quarter, while OPEC adjusted its demand forecasts downward due to weaker-than-expected Chinese demand.

Source: FMDQ, Trading Economics, OilPrice.com, S&P Dow Jones, Cowry Research

USD/NGN Exchange Rate	13/08/2024	Previous	Daily %
I&E FX	₦1,582.09	₦1,570.99	0.71%
Parallel	₦1,585	₦1,585	0.00%

Major Currencies & Commodities	13/08/2024	Daily %	Yearly %
EURUSD	1.0952	0.14%	0.44%
GBPUSD	1.282	0.39%	1.10%
USDZAR	18.1747	-0.42%	-4.71%
USDEGP	49.3806	0.13%	60.07%
Crude Oil, \$/bbl	78.758	-1.63%	-3.21%
Brent, \$/bbl	81.062	-1.50%	-5.19%
Natural Gas, \$/MMBtu	2.206	0.77%	-23.88%
Coal, \$/T	146.75	0.51%	0.17%
Gold, \$/t.oz	2466.72	-0.36%	29.33%
Wheat, \$/Bu	530.91	-1.09%	-17.39%
Palm Oil, MYR/T	3689	-0.54%	-0.14%
Cocoa, \$/T	8981.67	1.22%	169.79%

### IMPORTANT DISCLOSURES

This report is produced by the Research Desk, Cowry Asset Management Limited (COWRY) as a guideline for Clients that intend to invest in securities on the basis of their own investment decision without relying completely on the information contained herein. The opinion contained herein is for information purposes only and does not constitute any offer or solicitation to enter into any trading transaction. While care has been taken in preparing this document, no responsibility or liability whatsoever is accepted by any member of COWRY for errors, omission of facts, and any direct or consequential loss arising from the use of this report or its contents.



# Cowry Daily Market Insight 13 August 2024

Corporate Bond Issuer	Description	Issue Date	Maturity Date	Coupon (%)	Yield (%)	Daily Δ
FLOUR MILLS OF NIGERIA PLC	11.10 FLOURMILLS IIIB 27-FEB-2025	27-Feb-20	27-Feb-25	11.10	30.56	-0.01
LAPO MFB SPV PLC	13.00 LAPO MFB II 30-MAR-2025	30-Mar-20	30-Mar-25	13.00	27.37	-0.01
DANGOTE CEMENT PLC	12.50 DANGCEM I 30-APR-2025	24-Apr-20	30-Apr-25	12.50	28.68	-0.02
UNITED CAPITAL PLC	12.50 UNICAP I 28-MAY-2025	28-May-20	28-May-25	12.50	29.31	-0.01
PARTHIAN PARTNERS FUNDING SPV PLC	13.50 PAPF SPV I 27-Jul-2025	27-Jul-22	27-Jul-25	13.50	27.11	-0.03
UNION BANK OF NIGERIA PLC	15.75 UNION II 3-SEP-2025	07-Sep-18	03-Sep-25	15.75	25.72	-0.01
STERLING INV. MGT. PLC	16.25 STERLING INV. II 6-OCT-2025	05-Oct-18	06-Oct-25	16.25	27.13	0.00
WEMA FUNDING SPV PLC	16.50 WEMA FUNDING SPV II 12-OCT-2025	12-Oct-18	12-Oct-25	16.50	27.02	0.00
CORONATION MB FUNDING SPV PLC	6.25 CORO MB SPV I 30-NOV-2025	30-Nov-20	30-Nov-25	6.25	24.32	0.01
FLOUR MILLS OF NIGERIA PLC	5.50 FLOURMILLS IV A 15-DEC-2025	14-Dec-20	15-Dec-25	5.50	22.51	0.01
CARDINALSTONE FINANCING SPV PLC	7.00 CARDINAL SPV I 30-DEC-2025	30-Dec-20	30-Dec-25	7.00	26.22	-0.02
FSDH FUNDING SPV PLC	8.50 FSDH SPV PLC IA 16-FEB-2026	16-Feb-21	16-Feb-26	8.50	20.92	0.00
FSDH FUNDING SPV PLC	8.00 FSDH SPV PLC IB 16-FEB-2026	16-Feb-21	16-Feb-26	8.00	20.92	0.00
MECURE INDUSTRIES FUNDING SPV PLC	13.00 MECURE SPV PLC I 31-MAR-2026	31-Mar-21	31-Mar-26	13.00	28.08	-0.02
FLOUR MILLS OF NIGERIA PLC	14.5 FLOURMILL I 9-MAY-2026	09-May-23	09-May-26	14.50	26.43	-0.03
DANGOTE CEMENT PLC	12.50 DANGCEM IB 30-MAY-2026	26-May-21	30-May-26	12.50	20.82	0.00
ACCESS BANK PLC	15.50 ACCESS BANK 23-JUL-2026	23-Jul-19	23-Jul-26	15.50	25.89	0.00
MTN NIGERIA COMMUNICATIONS PLC	13.50 MTNN IA 30-SEP-2026	30-Sep-22	30-Sep-26	13.50	20.81	0.00
SUNDRY FOODS FUNDING SPV PLC	13.50 SUNDRY SPV PLC I 15-DEC-2026	15-Dec-21	15-Dec-26	13.50	22.14	0.02
EAT & GO FINANCE SPV PLC	14.25 EAT & GO FINANCE SPV 17-DEC-2026	17-Dec-19	17-Dec-26	14.25	24.20	0.01
DANGOTE CEMENT PLC	11.85 DANGCEM IIA 30-APR-2027	27-Apr-22	30-Apr-27	11.85	21.17	0.00
AXXELA FUNDING 1 PLC	14.30 AXXELA I 20-MAY-2027	20-May-20	20-May-27	14.30	22.65	0.00
ACCELEREX SPV PLC	14.00 ACSP I 15-JUN-2027	15-Jun-22	15-Jun-27	14.00	23.06	0.00
NOVAMBL INVESTMENTS SPV PLC	12.00 NOVAMBL SPV I 23-JUL-2027	23-Jul-20	23-Jul-27	12.00	24.32	0.00
UNICAP	15.00 UNICAP II 14-SEP-2027	14-Sep-22	14-Sep-27	15.00	22.37	0.00
*NMRC	7.20 NMRC III 2-NOV-2027	02-Nov-20	02-Nov-27	7.20	23.34	0.00
VIATHAN FUNDING PLC	16.00 VIATHAN (GTD) 14-DEC-2027	15-Dec-17	14-Dec-27	16.00	20.76	0.00

[www.cowryasset.com](http://www.cowryasset.com)

#### IMPORTANT DISCLOSURES

This report is produced by the Research Desk, Cowry Asset Management Limited (COWRY) as a guideline for Clients that intend to invest in securities on the basis of their own investment decision without relying completely on the information contained herein. The opinion contained herein is for information purposes only and does not constitute any offer or solicitation to enter into any trading transaction. While care has been taken in preparing this document, no responsibility or liability whatsoever is accepted by any member of COWRY for errors, omission of facts, and any direct or consequential loss arising from the use of this report or its contents.



# Cowry Daily Market Insight 13 August 2024

Corporate Bond Issuer	Description	Issue Date	Maturity Date	Coupon (%)	Yield (%)	Daily Δ
FLOUR MILLS OF NIGERIA PLC	6.25 FLOURMILLS IV B 14-DEC-2027	14-Dec-20	14-Dec-27	6.25	22.02	0.00
BUA CEMENT PLC	7.50 BUACEM I 30-DEC-2027	30-Dec-20	30-Dec-27	7.50	20.80	0.00
*ARADEL HOLDINGS PLC	17.00 ARAD I 13-JAN-2028	13-Jan-23	13-Jan-28	17.00	20.87	0.00
MTN NIGERIA COMMUNICATIONS PLC	13.00 MTN COM PLC I 5-MAY-2028	05-May-21	05-May-28	13.00	21.36	0.00
DANGOTE CEMENT PLC	13.50 DANGCEM IC 30-MAY-2028	26-May-21	30-May-28	13.50	21.45	0.00
C&I LEASING PLC	15.50 C&I LEASING II 3-JUN-2028	03-Jun-21	03-Jun-28	15.50	22.49	0.00
CERPAC RECEIVABLES FUNDING SPV PLC	14.50 CERPAC-SPV III 15-JUL-2028	10-Sep-21	15-Jul-28	14.50	23.19	0.00
SUNDRY FOODS FUNDING SPV PLC	16.00 SUNDRY SPV PLC II 23-OCT-2028	23-Oct-23	23-Oct-28	16.00	21.24	0.00
ARDOVA PLC	13.30 ARDOVA PLC IA 12-NOV-2028	12-Nov-21	12-Nov-28	13.30	21.37	0.00
EAT & GO FINANCE SPV PLC	13.25 EAT & GO FINANCE SPV 8-MAR-2029	08-Mar-22	08-Mar-29	13.25	23.16	0.00
PRESKO PLC	12.85 PRESKO PLC 5-APR-2029	05-Apr-22	05-Apr-29	12.85	22.21	0.00
DANGOTE CEMENT PLC	12.35 DANGCEM IIB 30-APR-2029	27-Apr-22	30-Apr-29	12.35	21.88	0.00
*FLOUR MILLS OF NIGERIA PLC	22.00 FLOURMILLS II 30-MAY-2029	30-May-24	30-May-29	22.00	23.55	0.00
UNION BANK OF NIGERIA PLC	16.20 UNION III 27-JUN-2029	27-Jun-19	27-Jun-29	16.20	24.16	0.00
DANGOTE INDUSTRIES FUNDING PLC	12.75 DANGIFP IA 19-JUL-2029	19-Jul-22	19-Jul-29	12.75	22.67	0.00
GEREGU POWER PLC	14.50 GERP I 28-JUL-2029	28-Jul-22	28-Jul-29	14.50	23.05	0.00
*NMRC	14.90 NMRC I 29-JUL-2030	29-Jul-15	29-Jul-30	14.90	21.35	0.00
TSL SPV PLC	10.00 TSL SPV I (GTD) 6-OCT-2030	06-Oct-20	06-Oct-30	10.00	23.00	0.00
FBNQ MB FUNDING SPV PLC	6.25 FBNQ MB SPV II 16-DEC-2030	16-Dec-20	16-Dec-30	6.25	22.11	0.00
FIDELITY BANK PLC	8.50 FIDELITY I 7-JAN-2031	07-Jan-21	07-Jan-31	8.50	22.12	0.00
EAT & GO FINANCE SPV PLC	18.00 EGFS 22-FEB-2031	22-Feb-24	22-Feb-31	18.00	23.32	0.01
PRIMERO BRT SECURITISATION SPV PLC	17.00 PRIMERO BRT-SPV 27-OCT-2031	24-May-19	27-Oct-31	17.00	22.11	0.00
MTN NIGERIA COMMUNICATIONS PLC	12.75 MTN COM PLC II 4-NOV-2031	04-Nov-21	04-Nov-31	12.75	22.11	0.00
ARDOVA PLC	13.65 ARDOVA PLC IB 12-NOV-2031	12-Nov-21	12-Nov-31	13.65	22.16	0.00
GPC-SPV COMPANY PLC	13.00 GPC SPV PLC (GTD) 23-NOV-2031	23-Nov-21	23-Nov-31	13.00	21.65	0.00
PAT DIGITAL INFRA FUND SPV PLC	13.25 PAT SPV PLC (GTD) 2-FEB-2032	02-Feb-22	02-Feb-32	13.25	21.99	0.00
DANGOTE CEMENT PLC	13.00 DANGCEM IIC 30-APR-2032	27-Apr-22	30-Apr-32	13.00	20.12	-0.03
DANGOTE INDUSTRIES FUNDING PLC	13.50 DANGIFP IB 19-JUL-2032	19-Jul-22	19-Jul-32	16.75	20.34	-0.05
MTN NIGERIA COMMUNICATIONS PLC	14.50 MTNN IB 30-SEP-2032	30-Sep-22	30-Sep-32	14.50	19.88	-0.09
DANGOTE INDUSTRIES FUNDING PLC	16.75 DANGIFP II 5-DEC-2032	05-Dec-22	05-Dec-32	16.75	21.23	-0.13
*NMRC	13.80 NMRC II 15-MAR-2033	21-May-18	15-Mar-33	13.80	21.91	0.00
AXXELA FUNDING 1 PLC	21.00 AXXELA I 12-APR-2034	12-Apr-24	12-Apr-34	21.00	30.38	0.00
GEL UTILITY FUNDING SPV PLC	15.15 GEL UTILITY-SPV (GTD) 28-AUG-2034	28-Aug-19	28-Aug-34	15.15	22.63	0.00
LFZC FUNDING SPV PLC	13.25 LFZC II 16-MAR-2042	10-May-22	16-Mar-42	13.25	19.69	0.00
LFZC FUNDING SPV PLC	15.25 LFZC III 29-MAR-2043	29-Mar-23	29-Mar-43	19.76	20.30	0.00
FCMB GROUP PLC	16.00 FCMB I (PERP)	16-Feb-23	-	16.00	22.46	0.00
FCMB GROUP PLC	16.00 FCMB II (PERP)	24-Oct-23	-	16.00	21.86	0.00

[www.cowryasset.com](http://www.cowryasset.com)

#### IMPORTANT DISCLOSURES

This report is produced by the Research Desk, Cowry Asset Management Limited (COWRY) as a guideline for Clients that intend to invest in securities on the basis of their own investment decision without relying completely on the information contained herein. The opinion contained herein is for information purposes only and does not constitute any offer or solicitation to enter into any trading transaction. While care has been taken in preparing this document, no responsibility or liability whatsoever is accepted by any member of COWRY for errors, omission of facts, and any direct or consequential loss arising from the use of this report or its contents.